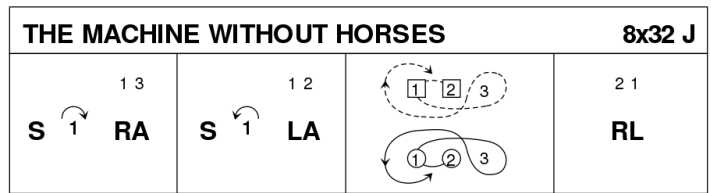


# RSCDS London 90th Anniversary Tea Dance

## 1 THE MACHINE WITHOUT HORSES J32 · 3/4L

David Rutherford: RSCDS XII 12 · Crib: MiniCribs · Diagram: Keith Rose's Diagrams

- 1-8 1s set, cast & dance RH across with 3s
- 9-16 1s set, cast up & dance LH across with 2s
- 17-24 1s followed by 2s dance down, cast up behind 3s, in & dance up to top & 1s cast back to 2nd place
- 25-32 2s+1s dance R&L



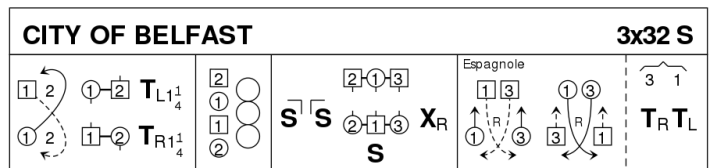
Rutherford, 1772, RSCDS Book 12.12

3C/4C longwise set.

## 2 CITY OF BELFAST S32 · 3/3L

Lucy Mulholland: RSCDS XLVIII 6 · Crib: MiniCribs · Diagram: Keith Rose's Diagrams

- 1-8 1s dance 1/2 Fig of 8 round 2s, 1L+2M turn RH 1.1/4 times **while** 1M+2L turn LH 1.1/4 times & 1s end BtoB facing opp sides
- 9-16 1s+2s dance reel of 4 across & 2s end in 1st places **while** 1s pass LSh to face 1st corners
- 17-24 1s set to 1st corner & 2nd corner ending (turning to right) between corners, all set & 1s cross RH
- 25-32 1s+3s dance Espagnole:  
**25-26** 1s+3s cross (Ladies lead across RH passing between Men) with Ladies changing places RH  
**27-28** 1s+3s cross back (Men lead across RH between Ladies) with Men changing places RH  
**29-32** 3s turn RH as 1s turn LH to end 2 3 1



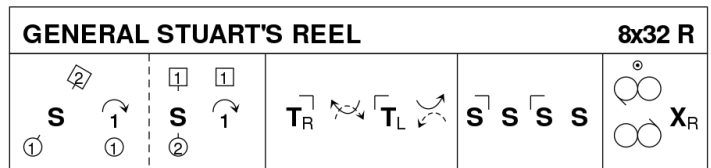
Lucy Mulholland, 2007, Belfast Diamond Jubilee Book, RSCDS Book 48.6

3C/3C longwise set.

## 3 GENERAL STUART'S REEL R32 · 3/4L

Castle Menzies (18C): RSCDS X 3 · Crib: MiniCribs · Diagram: Keith Rose's Diagrams

- 1-8 1M sets to 2L & casts 1 place, 1L sets to 2M & casts 1 place
- 9-16 1s turn 1st corner RH & pass partner RSh, turn 2nd corner LH pass partner RSh to face 1st corners
- 17-24 1s dance 'Hello-Goodbye' setting & end BtoB (1M facing up & 1L facing down)
- 25-32 1s give RSh to 2nd corner & dance reels of 3 on sides with 2s+3s & cross RH to 2nd place on own sides



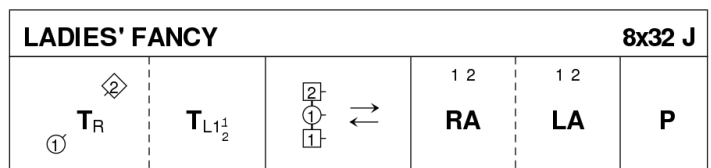
Castle Menzies, 1749, RSCDS Book 10.3

3C/4C longwise set.

## 4 LADIES' FANCY J32 · 2/4L

RSCDS XIII 12 · Crib: MiniCribs · Diagram: Keith Rose's Diagrams

- 1-8 1M turns 2L RH then turns partner LH 1.1/2 times to end facing down with partner on RH & 2L on LH
- 9-16 1M with 1L+2L dance down & back to end in original pstns
- 17-24 1s+2s dance RH across & LH back ending in centre ready for ...
- 25-32 1s+2s dance Poussette. 2 1



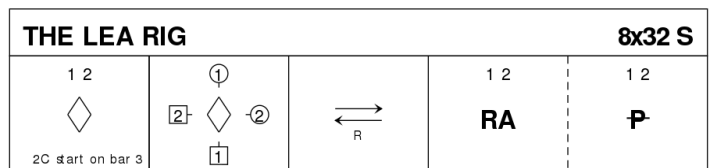
RSCDS Book 13.12

2C/4C longwise set.

## 5 THE LEA RIG S32 · 2/4L

RSCDS XXI 5 · Crib: MiniCribs · Diagram: Keith Rose's Diagrams

- 1-16 1s dance full Petronella figure back to place **while** 2s step up bars 1-2, set bars 3-4, then follow 1s. 2s petronella turn to 2nd place on bars 15-16
- 17-24 1s lead down centre of set & back to top
- 25-32 1s+2s dance RH across once round & 1/2 Diamond Poussette to change places



RSCDS Book 21.5

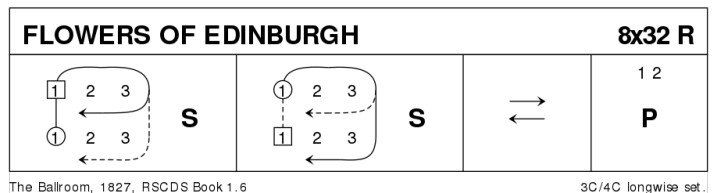
2C/4C longwise set.



# 11 FLOWERS OF EDINBURGH R32 · 3/4L

RSCDS I 6 · Crib: MiniCribbs · Diagram: Keith Rose's Diagrams

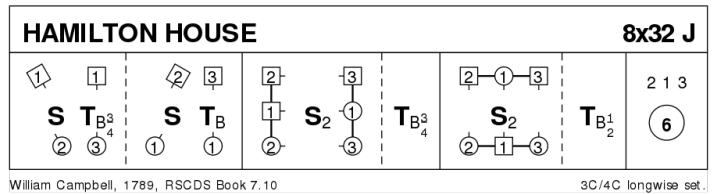
- 1-8 1L followed by partner casts below 3s, 1L crosses & dances up behind Men as 1M dances up centre to 1st places on opposite side & 1s set
- 9-16 1M followed by partner repeat above Fig & set in own places
- 17-24 1s lead down the middle & back
- 25-32 1s+2s dance Poussette. 2 1 3



# 12 HAMILTON HOUSE J32 · 3/4L

William (18C) Campbell: RSCDS VII 10 · Crib: MiniCribbs · Diagram: Keith Rose's Diagrams

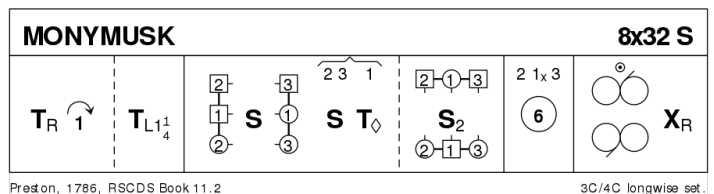
- 1-8 1L sets to 2M & turns 3M (2H) & stands b'tw'n them, 1M sets to 2L & turns 3L (2H) 1M ends b'tw'n 3s facing up as 1L up between 2s facing down
- 9-16 2s+1s+3s set twice & 1s 3/4 turn 2H on to opposite sides
- 17-24 2s+1s+3s set twice on sides & 1s 1/2 turn 2H to own side
- 25-32 2s+1s+3s circle 6H round & back



# 13 MONYMUSK S32 · 3/4L

Preston (18C): RSCDS XI 2 · Crib: MiniCribbs · Diagram: Keith Rose's Diagrams

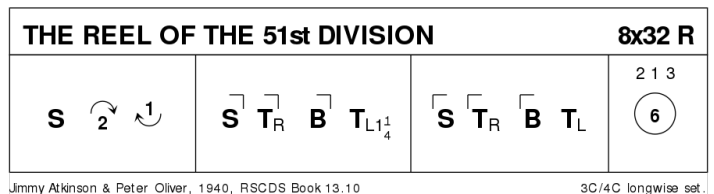
- 1-8 1s turn RH & cast to 2nd place, turn 1.1/4 times LH to end 1L between 2s to face 1M between 3s
- 9-16 2s+1s+3s set twice 1s turning (bars 11-12) onto opposite sides & all set twice again on sides
- 17-24 2s+1s+3s circle 6H round & back
- 25-32 1s dance reels of 3 on sides giving RSh to person on their Right & 1s cross RH to places



# 14 THE REEL OF THE 51ST DIVISION R32 · 3/4L

James Edward McCartney Atkinson: RSCDS XIII 10 · Crib: MiniCribbs · Diagram: Keith Rose's Diagrams

- 1-8 1s set & cast below 3s, lead up to face 1st corners
- 9-16 1s set & turn 1st corners RH to balance in diagonal line, set & 1s turn LH to face 2nd corners
- 17-24 1s set & turn 2nd corners RH to Bal-in-Line, set & 1s turn LH to 2nd place own sides
- 25-32 2s+1s+3s circle 6H round & back

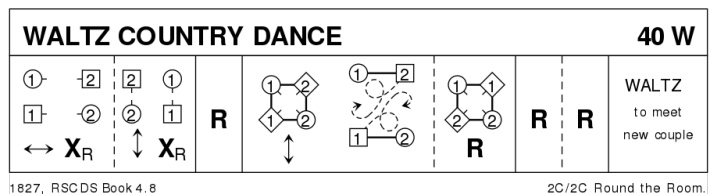


# 15 WALTZ COUNTRY DANCE W40 · 2RR

RSCDS IV 8 · Crib: MiniCribbs · Diagram: Keith Rose's Diagrams

Round the Room Dance 2 facing 2

- 1-8 All set to person opposite, change places passing RSh (Lady making waltz turn to right, Men moving straight forward), set to partners & change places as before
- 9-16 Repeat above Fig back to original places
- 17-32 All join hands & balance backward & forward, Men pass Lady on left over to the right (2H) & repeat 3 times, finishing in ballroom hold with partner
- 33-40 Couples waltz around each other (Men pass by left), moving anti-clockwise, to meet next couple  
Variation bars 33-40: Couples Poussette passing to meet next couple



**16 BRITANNIA TWO STEP X16 · 3pRR**

*Collins Pocket Reference: Scottish Country Dancing · Crib: MiniCribs*

Round the Room in 3s facing anticlockwise

- 1-4** Nearer hands joined, touch the left heel then the left toe to the floor, bouncing on the right foot with each touch, All skip to the left for one step. Repeat with opposite feet.
- 5-8** Skip forward for two steps, then backwards for two steps.
- 9-12** All set & Ladies turn under Mans arms
- 13-16** Skip forward for two steps, then backwards for two steps

**17 EVA THREE STEP X16 · 1RR**

*Sydney W Painter: Collins Pocket Reference: Scottish Country Dancing · Crib: SCDDDB Contributed Cribs & Diagrams · Diagram: Keith Rose's Diagrams*

Couples with nearer hands joined facing counter-clockwise around the room, Men on the Left Start with outside foot - instructions for man

- 1-2** Walk 3 steps forward and point (L,R,L and point)
- 3-4** Woman crosses in front of her partner with 3 steps and point, while man crosses behind 3 steps and point (R,L,R and point). Rejoin nearer hands after crossing.
- 5-6** Repeat 3-4 with man crossing in front of woman (no turns on the crossings).
- 7-8** Walk backward 3 steps and touch, finishing in ballroom hold.
- 9-12** 2 side steps along LOD, 2 side steps' back;
- 13-16** 2 waltz turns along LOD

