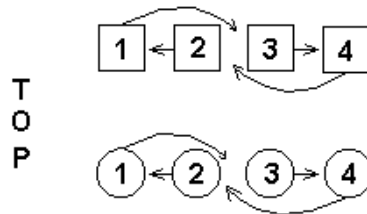


## AWA' TAE THE FAIR

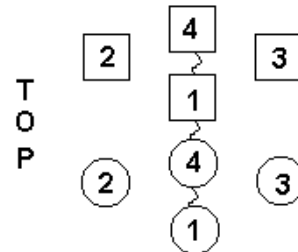
Jig: Four Couple Longways Set

Tunes: The Burnt Potato, The Weaver and His Wife, Sid Chalmers (Shand)

Diag.1



Diag.2



1 - 2 First lady cast off one place, fourth man casts up one place, while first man dances in front of second man and fourth lady dances in front of third lady. Second couple step up and 3rd couple step down one place (diag.1)

3 - 4 First lady turns fourth lady, while first man turns fourth man, right handed half round to form a line across the dance. (Scottish Reform; see diag.2)

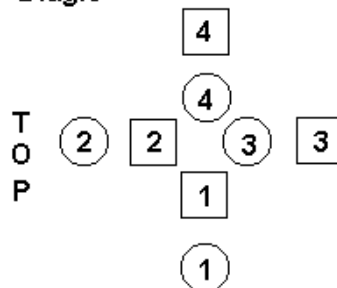
5 - 8 First and fourth couples balance in line and turn ready for:-

9 -16 reel of four across the set, first couple give right shoulder to fourth couple to start. At the end of the reel fourth man and first lady change places and face partners.

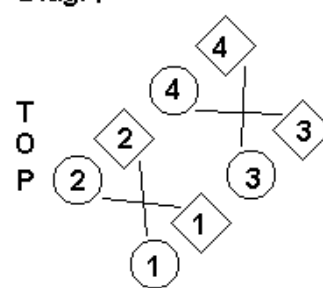
17-18 All set to partners once

19-20 All turn partners right hand, finish as in diag.3

Diag.3



Diag.4



21-32 Second and third couples, first and fourth couples dance reels of four at right angles to one another. Start with right shoulders to partner and give left shoulders in the centre. (Double Foursome). Finish in places (diag.3)

33-40 All give hands to form a St. Andrew's cross, and dance half-way round clockwise for four skip change steps. Turning towards partner, turn about in places to face anticlockwise. Make Cross again and dance back for four skip change steps.

41-46 First and fourth couples stand still in places (diag.3), still holding hands and make arches for second and third couples to dance under right round the set anticlockwise

47-48 All set

49-54 Second and third couples now make arches for first and fourth couples to dance right round the set anti-clockwise

55-56 All set, first and fourth couples turning about

57-64 First and second, third and fourth couples dance four hands across and back (diag.4) The axis of these hands across is on a diagonal to the lines of the set.

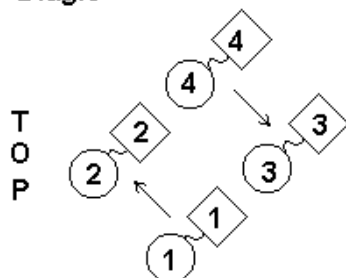
Finish in diagonal lines facing opposite. First and second, third and fourth couples facing each other

65-68 Ladies dance - set and spring points

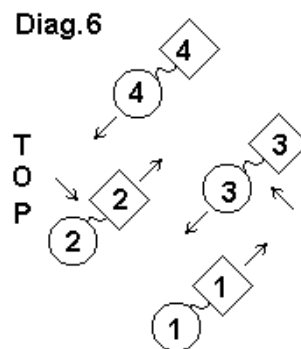
69-72 Men dance - set and high cuts

73-80 Second and fourth couples, first and third couples dance two reels of four, on these diagonals, giving right shoulder to partner to start. Finish holding partner's nearer hand. First and second couples facing in the same direction, while third and fourth couples face in the opposite direction (diag.5)

Diag.5



Diag.6



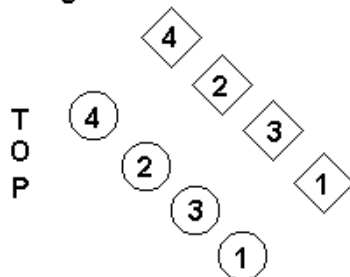
81-84 All advance two steps and retire two steps.

This advance and retire is done on the opposite diagonal at right angles to the reels of four (bars 73-80). First couple are behind second couple and fourth couple behind third couple.

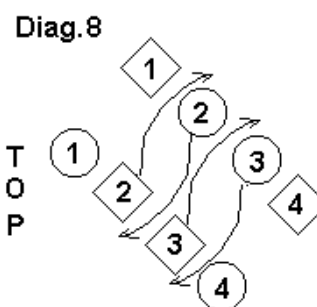
81-84 At the end of the retiring, couples must be offset so that they can side slip (see diag.6)

85-86 All slip step to their right and finish second facing fourth couple, and third facing first couple, still on a diagonal. (diag.7)

Diag.7



Diag.8



87-88 All set

89-96 First and third, second and fourth couples dance rights and lefts, giving right hands to opposite to start.

97-98 Couples join nearer hands. First and second couples make arches for third and fourth couples to dance under, changing places

99-100 Fourth couple makes arch for first couple to dance under, while second and third couples change sides and face about, the lady turning to the left under the man's arm

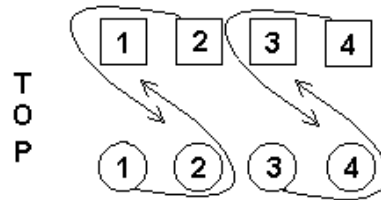
101-102 First and third couples make arches for second and fourth couples to dance under. Now in positions as diag.8

103-104 All give right hands, first and fourth couples turn partner once, while second and third couples cross (diag.8) to form a circle

105-112 All dance eight hands round and back, travel a little further coming back to finish in original places as at start of the dance

113-116 First and third men, second and fourth ladies keep moving to their right (skip change) dance round the back of next person and then in front of them (see diag.9), to give right shoulder to partner

Diag.9



117-124 First and second, third and fourth couples dance reels of four across, finish in original places

125-128 All turn partner right hand and retain hold for bow and curtsey

**Ormskirk Scottish Dances Book 1** - Roy Clowes.