

ES 1

THREE
TRADITIONAL SCOTTISH
DANCES

6th SET

Collected by
MARY ISDALE MACNAB
OF
VANCOUVER, CANADA

PRINTED IN SCOTLAND

Because he was a bonnie lad

Marchioness of Huntly

Traditional Music Arranged by
W. CARNIE

Tune I

The first system of music for 'Marchioness of Huntly' consists of two staves. The upper staff is in treble clef with a key signature of one sharp (F#) and a common time signature (C). The lower staff is in bass clef with the same key signature and time signature. The music is written in a traditional style with various note values and rests.

The second system of music continues the piece, maintaining the same two-staff format and musical notation as the first system.

The third system of music concludes the piece, following the same two-staff format and musical notation.

The 21st of October

Tune II

The first system of music for 'The 21st of October' consists of two staves. The upper staff is in treble clef with a key signature of one sharp (F#) and a common time signature (C). The lower staff is in bass clef with the same key signature and time signature. The music is written in a traditional style with various note values and rests.

The second system of music continues the piece, maintaining the same two-staff format and musical notation as the first system.

The third system of music concludes the piece, following the same two-staff format and musical notation.

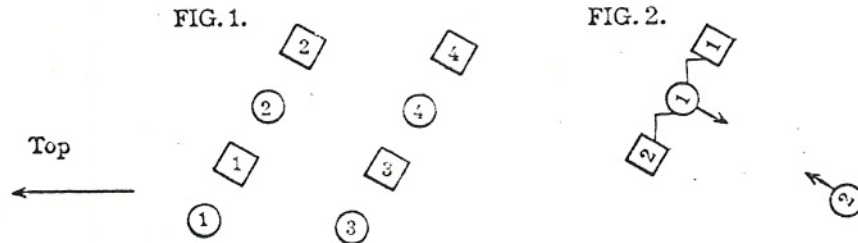
BECAUSE HE WAS A BONNIE LAD

Medley for four couples in longwise set

MUSIC
Bars

STRATHSPEY TIME

- 1 - 8 Reels of four on the sides of the dance. All finish facing partner.
- 9 - 15 All set twice then turn partner with two hands.
- 16 - 20 First and second men dance across to face, first man second lady and second man first lady. Third and fourth men do the same. All set.
- 21 - 24 All four men passing right shoulder with the lady they face, dance round them and return to own places. First and third men cross in front each time.
- 25 - 32 All set twice and turn partner with two hands to finish in two diagonal reels, first man and second lady in their own places and first lady and second man back to back in the middle facing own partner. The other four do the same. Fig. 1.



- 33 - 40 Each line dance reel of four.
- 41 - 48 All set twice and turn partner with both hands and finish in original places.
- 49 - 50 First couple set going towards each other.
- 51 - 52 They turn with two hands and finish facing second lady - first lady on partner's left.
- 53 - 56 All three set, then dance three hands half round and finish in a line facing second man.
- 57 - 64 All four set twice, dance four hands round for two steps, then join both hands with partner and turn to original places. Meanwhile third and fourth couples have done the same for bars 49-64.

REEL TIME

- 1 - 16 First and second couples, and at the same time third and fourth couples, dance rights and lefts setting between each "hand giving" to the person they have just met.
- 17 - 24 The four men set to partners for 8 bars, on the last four the ladies with four pas de basque turn their backs to them - moving round to the right.
- 25 - 28 The men then dance over, pass their partner with right shoulder and turn to face them.
- 29 - 32 They set twice to them again but the ladies again turn their backs.
- 33 - 40 Repeat bars 25-32.
- 41 - 49 The men dance forward with three pas de basque, tap their partners on the shoulder and dance one step back. The ladies turn quickly give partner their right hand and all turn once round, finishing hand in hand facing each other in the middle ready for the bow and curtsy.





Dance arranged from a dance collected by Mrs. MacNab's brother in North Carolina.

Copyright 1960 by The Royal Scottish Country Dance Society.

Royal Salute

Reel

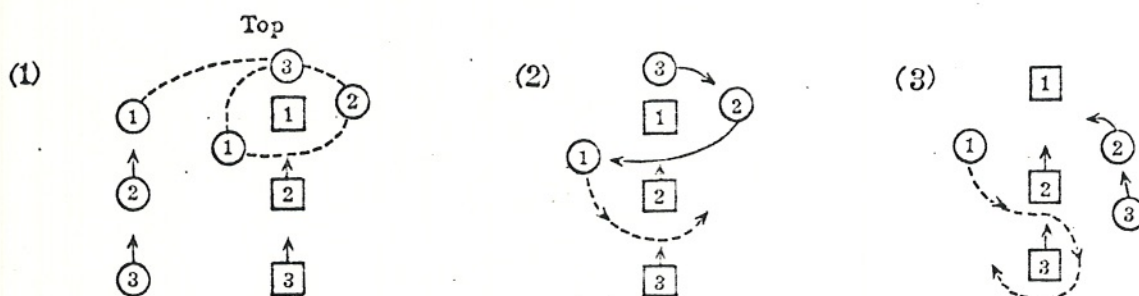
The Visit



THE ROYAL SALUTE

(Reel)

A Longwise reel for three couples arranged in a wide set.



MUSIC
Bars

DESCRIPTION

FIGURE 1.

- 1 - 8 Second couple cross over giving right hands in passing, cast round behind third couple, and lead up to second place on the wrong side of the dance. All three couples set.
- 9 - 16 Turning to the right second lady dances reel of three with third and first men, second man does the same with first and third ladies. They finish back to back in the centre ready for Double Triangles but facing second lady on the men's side of the dance and second man on the ladies side.
- 17 - 24 Double Triangles. They finish in the middle of the dance, second lady facing up and second man facing down the dance.
- 25 - 32 Second couple turn with right hand to own side of the dance facing down. They lead through third couple and cast up to their own original places. All three couples set.

FIGURE 2.

This figure forms the letter V in honour of the Queen and is done by the couples turning with two pas de basque, first lady out to the right, then first man out to the left. Second lady turns to the right but not so far as first lady, then second man not so far as first man. Lastly third lady then third man just a small distance to form the point of the V. Other letters can be worked out as desired but this figure is not essential to the dance and may be left out.

FIGURE 3.

- 1 - 6 First man followed by second and third men dance round first lady, passing her by the right to make an almost complete circle round her. The men join hands.
- 7 - 8 All four set.
- 9 - 16 Repeat round second lady, passing her by the left.
- 17 - 24 Repeat round third lady, passing her by the right.
- 25 - 28 First man, followed by second and third men, dances back to own place.
- 29 - 32 All three couples set facing the top, then turn and set to partner.

FIGURE 4.

- 1 - 8 First man and third lady advance towards each other (two steps), give right hand, dance once round, drop hands and set. Meanwhile second couple stand still for two bars, dance back for two, forward for two, and set for two (six pas de basques), while first lady and third man stand for four, dance forward for two and set for two bars. (All are now in a circle.)
- 9 - 14 They dance six hands across right round.
- 15 - 16 All dance backward into places with two pas de basque.
- 17 - 24 Six hands round to places.
- 25 - 32 All set twice to partners and turn with two hands and four pas de basque into a line facing the front, first couple, third couple, second couple.

Bow and curtsy.

Kelvingrove

Strathspey

Miss Ann Lothian's Strathspey



KELVINGROVE (Strathspey)

A Strathspey dance for four couples standing in square formation and numbered clockwise.

DIAGRAM 1.

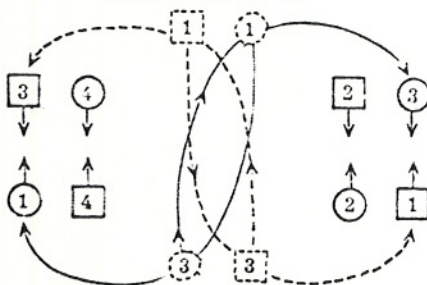


DIAGRAM 2.

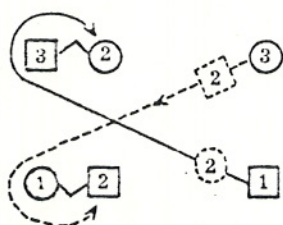

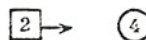


DIAGRAM 3. (1) → [1]



MUSIC
Bars

DESCRIPTION

FIGURE 1.

- 1 - 6 First and third couples set, they dance forward passing the opposite person by the right. Partners cross over and dance round first man and third lady to face each other beside fourth couple who on bars 5 and 6 have danced in to the middle for one step and cast round on the second to join hands with first man and third lady. First lady and third man have done the same with second couple. Diagram 1.
- 7 - 8 All set.
- 9 - 16 Both fours dance ladies' chain across and back. Second and fourth couples face the centre.
- 17 - 24 Second and fourth couples set, then pass the opposite person by the right, cross over, go between the opposite pair, dance round them and stand facing each other, second man with third lady, first man with second lady, fourth man with first lady, and third man with fourth lady. Diagram 2.
- 25 - 32 All dance ladies' chain across and back.
- 25 - 40 First man with second lady and second man with third lady advance one step and retire one, advance one and retire one, then, giving right hand to opposite person, they dance on to meet the next pair. At the same time third man with fourth lady and fourth man with first lady do the same. They finish as in..... Diagram 3.
- 41 - 48 All advance one, retire one, advance one and retire one then the partners who have met, turn each other with two hands one-and-a-half times to finish in original places. At the same time the others giving right hands in passing, dance into own places. All face the centre.

DIAGRAM 4

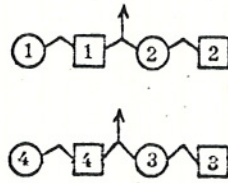


DIAGRAM 5

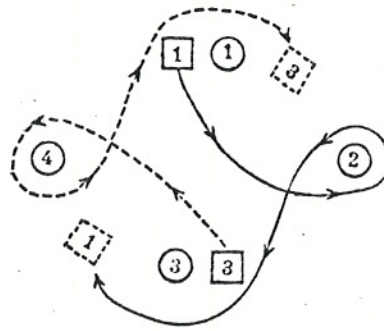


FIGURE 2.

- 1 - 4 First couple turn each other with both hands to finish towards ladies' side facing the top of the room.
- 5 - 8 Second couple turn and finish in line with first couple. All join hands.
- 9 - 16 Third then fourth couples do the same to make a line behind the first and second couples. Dia. 4.
- 17-24 All advance for two steps, turn partner with both hands to face in opposite direction (men now on partner's right). Advance for two steps, then turn with both hands into original places, partners facing each other.
- 25-32 Grand chain. They take two steps to each hand. When right hand is given men go into the centre and turn to come outward on the second step. On the giving of left hand the ladies go into the centre and turn to come outward on the second step.

FIGURE 3.

- 1 - 8 First and third ladies advance, pass each other by the right, then first lady dances round second man with left shoulder, crosses and goes behind third man to finish in the corner between third and fourth couples. Third lady does the same round fourth man and behind first man, and finishes in the corner between first and second couples. At the same time second and fourth ladies pass each other by the right, immediately after first and third ladies have crossed. They dance, second lady round first man and fourth lady round third man, passing left shoulder, then round each other by the right, to finish back to back ready for reel of four. Second lady faces first lady, and fourth faces third. Diagram 5.
- 9 - 16 The four ladies dance reel of four and finish back in original places.
- 17-32 The four men repeat bars 1-16 but at the end of the reel of four they dance to place behind their partners. The last passing in the middle is done by the right shoulder.

FIGURE 4.

- 1 - 8 All set twice to partners and turn once giving two hands.
- 9 - 16 Repeat the setting and turning, but finish ready for two diagonal reels of four — first couple with fourth couple and second couple with third. Men stand back to back in the middle facing own partners.
- 17-24 Reels of four. Finish all back in original places.
- 25-32 All set twice then turn partner with both hands once round.