

presented at Summer School 1964

E. J. MacKenzie

TWO
TRADITIONAL SCOTTISH
DANCES

8th SET

Collected by
MARY ISDALE MACNAB
OF
VANCOUVER, CANADA

And

A Traditional Dance from The Isle Of Lewis

Collected by
IAIN MACFARLANE
Now in Toronto, Canada

And

An Original Dance showing a new form of Progression

by ROBERT CAMPBELL

of

Oakville, Ontario, Canada

McNichol of the Black Isle

Reel

The first system of musical notation consists of two staves. The upper staff is in treble clef with a key signature of one sharp (F#) and a common time signature (C). It contains a melody of eighth and sixteenth notes. The lower staff is in bass clef with a key signature of one sharp (F#) and a common time signature (C). It contains a bass line of chords, primarily triads and dyads, providing harmonic support for the melody.

The second system of musical notation continues the piece. The upper staff maintains the melodic line with various rhythmic patterns. The lower staff continues the bass line with consistent chordal accompaniment.

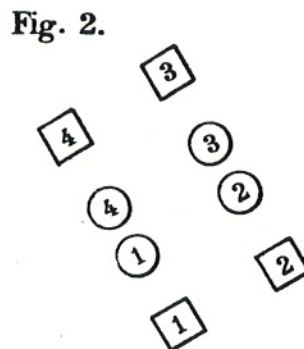
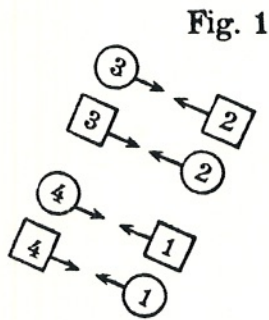
The third system of musical notation shows the melody becoming more active with sixteenth-note runs. The bass line remains steady with chordal accompaniment.

The fourth system of musical notation concludes the piece. The melody ends with a final flourish, and the bass line provides a concluding accompaniment.

As Surene

McNICHOL OF THE BLACK ISLE

(Reel)



DESCRIPTION

Music
Bars

- 1 - 8 First and third couples advance to the centre with 4 steps then first couple pass between third couple and turn to the right to face couple four who turn to face them on the last 2 bars. Third couple turn in the same way to face second couple. Fig. 1.
- 9 - 16 First and fourth and third and second couples dance four hands across and back.
- 17 - 24 Set to partners twice then turn partner with both hands to finish ready for reel 4 - first couple with fourth and third with second. Fig. 2.
- 25 - 32 Reel of four.
- 33 - 40 Set twice to partner and turn with both hands to face as in Fig. 1.
- 41 - 48 Then with both hands joined dance round the couple facing and finish in original places.
- 49 - 56 With two pas de basque the men move to the right in front of partner and turn the next lady with right hand. Repeat this round and finish turning own partner.
- 57 - 64 Ladies dance into the centre with three pas de basque turning to face partner on the fourth. Set to partners twice.
- 65 - 72 Ladies dance out to place while the men dance to centre. All set twice.
- 73 - 80 Men dance out round partner to own place. Face partner and set.
- 81 - 96 Grand Chain.
- 97 - 104 All set twice to partner and turn with two hands.

TIR NAN OG

(Land of The Eternal Young)

This dance was collected in the Island of Lewis (Outer Hebrides) where it is danced, sometimes to mouth music.

Fig. 1.

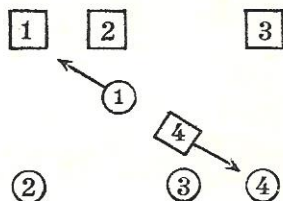
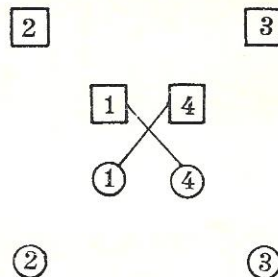


Fig. 2.



DESCRIPTION

MUSIC BARS

STRATHSPEY

- 1 - 4 First man sets to his partner and casts off one place to face her in a diagonal line between first lady's and fourth man's places, while fourth lady sets to her partner and casts up one place to face her partner in the diagonal line. (Second man moves up and third lady moves down on bars 3-4).
- 5 - 8 First man and fourth lady set to their own partners and turn them with two hands to finish back in the diagonal line.
- 9 - 16 Reel of four on the diagonal, dancing couple finishing in their own places. (Second man moves down and third lady moves up on bars 15-16).

REEL

- 1 - 4 First couple set and cast off one place while fourth couple set and cast up one place. (Second couple move up and third couple move down on bars 3-4).
- 5 - 8 First and fourth couples dance four hands across once round.
- 9 - 12 First and fourth couples set and cast to own places. (Second and third couples move down and up respectively).
- 13 - 16 First and second couples dance left hands across to place while third and fourth couples do the same.

STRATHSPEY

- 1 - 16 First lady and fourth man repeat bars 1-16 with their partners.

REEL

- 1 - 4 First and second couples set and dance right hands across to opposite sides.
- 5 - 8 First and third couples set and dance left hands across to opposite sides.
- 9 - 12 First and fourth couples set and dance right hands across to opposite sides.
- 13 - 16 All four couples set and cross to own sides, the men forming arches while the ladies pass their partners with right shoulder.
- Repeat with new top couple.

Tir nan Og

Strathspey

Tune I



Reel

Tune II



From Scotia's Shores We're Noo Awa'

Strathspey

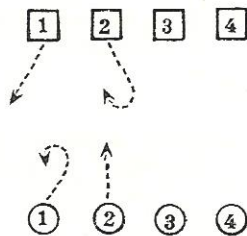
From Scotia's Shores We're Noo Awa'.

Composed and Arr. by
STAN HAMILTON

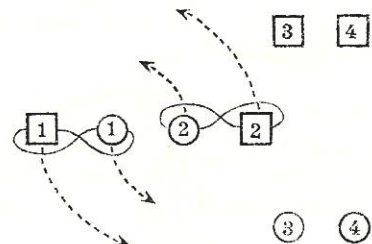
FROM SCOTIA'S SHORES WE'RE NOO AWA'

Strathspey

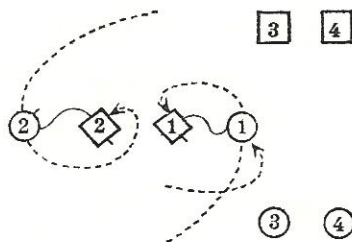
A new Scottish Country Dance devised by Robert M. Campbell of the Hamilton (Ontario) Branch of the R.S.C.D.S.
The tune for the dance was composed and arranged by J. Stanley Hamilton of the London (Ontario) Branch of the same Society



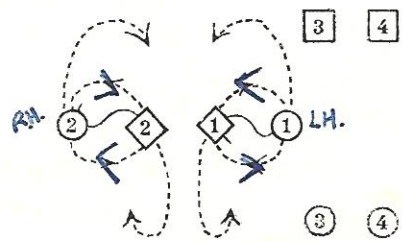
Bar 25



First part bars 26-28



Last part bars 26-28



Bars 29-32

FROM SCOTIA'S SHORES WE'RE NOO AWA'
(Continued)

DESCRIPTION

MUSIC
BARS

- 1 - 4 First couple turn with the right hand and cast off one place on own sides. Second couple move up to top place on bars 3-4.
- 5 - 8 First couple dance a quarter turn giving the right hand then first man dances down and casts up round third man into second place while the first lady dances up and casts off round the second lady into second place.
- 9 - 16 First couple, passing by left shoulder, turn first corner with right hands, dance round passing partner by the right shoulder, turn second corner with right hands, then cross over passing by the right shoulder ready to dance out through second position on own sides.
- 17 - 22 First couple dance a reel of three on own sides, first man giving right shoulder to second man, first lady giving left shoulder to second lady to begin.
- 23 - 24 First and second couples dance an extra half loop on the reel to finish in own places. Third couple is in place for these two bars.
- 25 - 32 First and second couples Tournée; i.e.,
- (25) First and second couples dance towards partners, the first man turning left at the end of the step to finish on his partner's left taking up Promenade hold as he does so: at the same time the second lady turns right at the end of the step to finish on her partner's right with the Promenade hold.
- (26-28) The two couples wheel round a half turn counter-clockwise, the two men turning their partners across in front of them on the last step so that all are in a line in the middle of the dance.
- (29-32) First couple turn with the left hand once and a half then dance out to finish on own sides in second place while second couple turn with the right hand once and a half and dance out to finish in top place.

McNEIL OF BARRA

Six Ladies and one Man

MUSIC

Strathspey: "Because he was a Bonnie Lad"
Reel: "The Kilt is my Delight"
 or any good tunes.

FORMATION: Ladies face each other in two lines.
 McNeil between lines facing out.

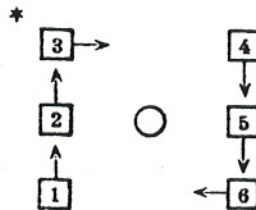
MUSIC BARS

STRATHSPEY

- INTRO.** Ladies face McNeil and curtsey.
 1 - 8 Ladies Reel of three at the sides.
 While they dance McNeil dances first step of Fling
- 9 - 16 Ladies dance Highland Schottische R.L.R.L.
 While McNeil dances second step of Fling.
- 1 - 8 Ladies dance a circle round McNeil and back to lines.
 While he dances third step of Fling.
- 9 - 16 Ladies dance Glasgow Highlanders Step.
 While McNeil dances fourth step to Fling.
- 1 - 8 Ladies dance Grand Chain around McNeil.
 While he dances fifth step of Fling.
- 9 - 16 Ladies dance cross over step of Fling. R.L.R.L.
 While McNeil dances sixth step of Fling.

REEL

- 1 - 8 { McNeil dances one reel Step. } This could be omitted.
 { While ladies stand still and clap in time. }
- 9 - 16 *He* sets to No. 1 lady with 2 pas de basque and turns her.
He sets to No. 4 lady with 2 pas de basque and turns her.
- 1 - 8 Reel of three with 1 and 4.
- 9 - 16 Sets to No. 3 and turns her.
 Sets to No. 6 and turns her.
- 1 - 8 Reel of three with 3 and 6.
- 9 - 16 Sets to No. 5 and turns.
 Sets to No. 2 and turns.
- 1 - 8 Reel of three with 5 and 2.
- 9 - 16 McNeil does 16 High Cuts.
 While ladies with hands joined dance around him and back again.
- 1 - 16* Music still playing as each lady curtseys to McNeil and walks round till she comes to own place. McNeil, still in the middle, bows his head slightly and when the last lady makes her curtsey he makes his exit with 1 and 6 on each side; others follow on in pairs.



* Each lady (in turn from 6th place) dances one skip change R.F. to face McNeil, then steps side L.F. and curtseys - i.e. two skip change to move one place - all should be in places on 14 and dance in on 15 and 16 ready for leading off.